



Apeejay School, Mahavir Marg, Jalandhar

SUMMER HOLIDAYS HOMEWORK


Session 2021-22

CLASS: IV


SUBJECT – ENGLISH

1. Read any one book from the reading list given below:


a) Panchatantra



b) Stories from Jataka



c) Aesop's Fables



2. उदाहरण के अनुसार निम्नलिखित वर्ग पहेली में से छः भारतीय भाषाएँ छाँट कर लिखिए-

म	ल	या	ल	म	म	रा	ठी
ह	रि	या	ण	वी	र	ल	व
ख	क	च	र	त	पं	जा	बी
ते	लु	गू	प	भ	य	र	ल
रा	त्र	क्ष	र	स	ष	श	व
हिं	दी	ल	अ	स	मि	या	ह
क	न्न	ड	च	ब	ग	ख	क
र	ठ	भो	ज	पु	री	त	थ

भारतीय भाषाएँ
मलयालम

3. 'साफ- सफाई रखो भाई' पर 8-10 पंक्तियों की एक कविता की रचना करते हुए संबंधित चित्र चिपकाए।

परियोजना कार्य

4. संतुलित आहार के जरूरी तत्व कौन से हैं? चित्र चिपकाते हुए कोई पांच लाभ लिखिए।

SUBJECT – MATHS

1. Place Value Puzzle

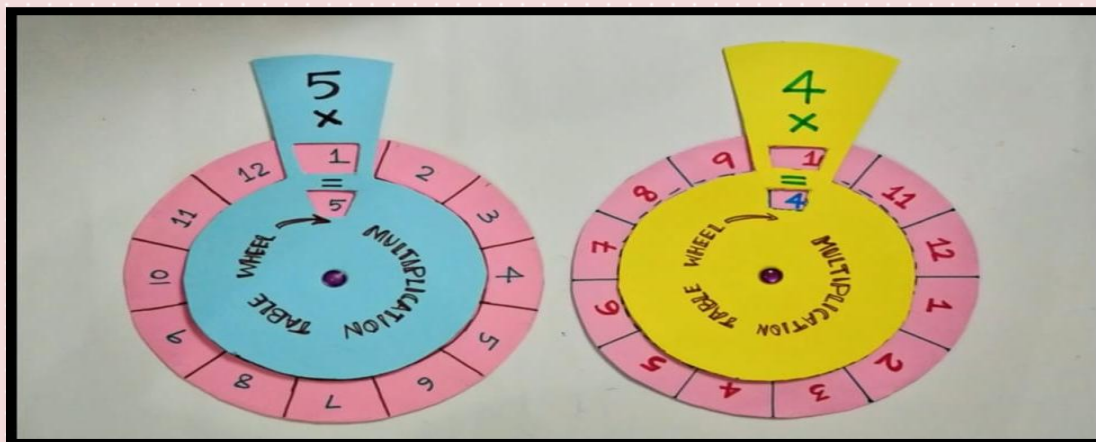
Read each clue to help you figure out the seven-digit number.



- ♣ Multiply 3 by the number of days in a week. Subtract 12 and write your answer in the thousands place.

- ♣ Add 3 to the difference between 5 and 2. Write your answer in the ones place.
- ♣ Subtract the number of days in a weekend from the number of days in February (non-leap year). Divide your answer by 2. Subtract the number in the thousands place from that answer. Write your new answer in the ten lakhs place.
- ♣ Add the numbers from the ten lakhs and ones place, and then divide by 2. Write your answer in the tens place.
- ♣ Divide the number of hours in two days by 16 and write your answer in the lakhs place.
- ♣ Multiply the number in the lakhs place by the number in the thousands place. Subtract 20 from that answer. Write your new answer in the ten thousands place.
- ♣ Subtract the number in the tens place from the number in the ones place. Write your answer in the hundreds place.

2. Make multiplication table wheel of any two tables from 6 -15.



Go through the link given below for reference

<https://www.youtube.com/watch?v=0kMVLEgxPCU&t=649s>

3. A numeral is any symbol used to represent a number.

Hindu – Arabic numerals were being used throughout the world but what led to the discovery of Roman Numerals. Also discuss the impact and limitations of Roman Numerals.

Write the following Roman Numerals using colored Ice Cream sticks/ Toothpick on drawing sheet

i)122

ii)89

iii)231

iv)18

v)111

4. Suppose your Parents decide to give you pocket money of Rs. 500 every month. Just think over it and make a rough estimate that how would you spend this money. Also calculate the money left at the end of month.

While making an estimate, remember that **'If you watch your pennies, the pounds will take care of themselves.'**



❖ Do worksheet no. 4,5,6,7 in Maths Activity Book.

SUBJECT – SCIENCE

1. **Making a Herbarium** - A herbarium is a collection of dried and pressed plants or leaves. For hundreds of years scientists and plant lovers have preserved dried plants for study in herbariums to use the data associated with it for scientific study.



Instructions :

- Collect ten leaves of different plants.
- Clean off any dirt or bugs from the plant.
- Dry all the leaves by placing them in between the pages of old newspaper/ old book.
- Set it aside for 8-10 days to let the leaves dry.
- Once the leaves are dry, you are ready to compile your herbarium pages.
- Using narrow pieces of tape, secure each leaf on an A4 size pastel sheet.
- Write the following details of each leaf

a) Name of the plant.

b) Does the plant have any nutritional or medicinal qualities?

- Compile all the pages and make a folder. Also decorate the folder.

2. By discovering nature, you discover yourself. —Maxime Lagacé

Let's discover the nature around us



Find out the names of two unusual trees in India – collect their pictures. Describe briefly why they are unusual.

3. SAVE OUR SPARROWS



To save our sparrows let's adopt a tree in our neighbourhood and place a nest made out of waste material (like an empty oil can or a bottle, newspaper, grass twigs etc.) on it. Keep an eye on the tree to see whether a sparrow visits there or not. Click your photograph with your nest and paste it on coloured paper. Find the reasons why the number of sparrows is reducing write it in 50 words below your photo.

4 Environment Day is celebrated on 5th of June all over the world.



- ❖ Plant a sapling of a tree, you can give a name to your tree
- ❖ Make a poster on save mother earth.
- ❖ NOTE – STUDENTS CAN DO ANY TWO ACTIVITIES FROM THE ABOVE

SUBJECT – Social Science

Topic - All about India

1. Collect the pictures of your favourite state of India and paste on notebook and also write about:

1. Traditional food
2. Folk dresses
3. Culture
4. Famous places to visit



2. Colour the physical division of the country.



3. Draw the flag of India and its neighbouring countries (China and Bangladesh) in Microsoft Paint.



India



China



Bangladesh

4. Find out the Indian cities from the following Puzzle.

Word Search | Indian Cities

N	S	H	N	E	W	O	N	K	C	U	L	N	C
E	B	A	M	I	M	H	T	R	L	A	C	R	H
B	D	D	C	U	A	U	M	N	A	N	L	J	E
B	H	E	M	N	B	U	H	T	P	A	L	A	N
A	C	B	A	D	U	L	C	P	O	A	L	I	N
D	A	B	A	R	E	D	Y	H	H	R	H	P	A
I	R	K	O	L	K	A	T	A	B	P	D	U	I
R	H	R	A	G	I	D	N	A	H	C	U	R	K
M	W	U	A	H	M	E	D	A	B	A	D	N	P
A	I	H	B	E	N	G	A	L	U	R	U	A	E
A	U	N	N	E	W	D	E	L	H	I	C	A	A
A	R	O	U	A	M	R	I	T	S	A	R	A	D
K	A	N	P	U	R	R	W	A	P	E	R	J	D
R	H	N	U	O	R	A	H	D	N	A	L	A	J

HYDERABAD
KANPUR
BENGALURU
MUMBAI
JAIPUR
BHOPAL
LUCKNOW
CHENNAI
AMRITSAR
NEW DELHI
JALANDHAR
AHMEDABAD
KOLKATA
CHANDIGARH
PUNE

5. India is famous for its spices all over the world. From your kitchen, collect different spices in small plastic packets. Attach them in your Social Science notebook and label them.



SUBJECT- COMPUTER

- ❖ Create an attractive invitation card in any word processing software like Ms word, Libre Office writer, etc.
 - You can choose any one of the following occasions:
 - It's your 9th birthday and your parents have organised a birthday party for you. Create a beautiful invitation card for your relatives and friends.
 - It's your parents' 10th Wedding Anniversary party. You want to invite your friends for the party so create an invitation for them.
 - You have a Pool Party at home. Create an invitation card for your friends.

- ❖ Add the following features to make it more creative:
 - Border, lines (vertical, horizontal)
 - Different font styles, colours, sizes.
 - Background colour or images
 - Colourful images

One sample is shared with you:



SUBJECT- ART

- Create a craft work with Egg Trays (Roll no. 1-8)
- Create a craft work with Plastic Bottles (Roll no. 9-18)